





Heather

Democrat

Red Light

City in Revolt

Opposition

Song in

No. 22

Toward the Centre

Edition 1. "Double Bass Player"  
12.

Sold - 1. K. Bremer.

Edition 2.

"Red Study"

Oct 1964

15.

~~Kerosene~~ - blue screen - transparent red.

Screen 1: Opaque grey over all. (90% white, 10% black)

2: Yellow (lemon) - negative blue screen.

3: opaque red - screen 2 built up further.

4: transparent blue - two blue screen.

Sold: 1. ? - small exhibition

2. W. McPaw (gift).

3.

4.

5.



Edition 3.

"Dream Kingdom"

Nov. 1964

15.

opaque Black over all.

Screen 1: ~~Dull red-brown~~ opaque. <sup>all over.</sup>

2: Yellow: two blue screen.

3. opaque red-brown with some blue removed.

4. Opaque orange - small areas through paper mask.

5. Opaque green - small areas thru. paper mask.

6. Transparent red - touched up (parts cleaned out) screen from 2.

Sold ① J. Lee.

② ? (Primmer school fete)

③ - R. Beard. (gift).

④



Edition 4,  
15.

"Figure Study"  
April 1965. ✓

Screen 1: ~~black~~<sup>orange</sup> opaque

with some small areas  
left open (blue mask)

(yellow + green blue)

2: Green opaque with  
blue screen. (figurative)

3: opaque pink with  
further additions to  
blue screen.

4. Transparent red  
all over except for small  
patches to allow pink  
& green to show thru.

5. Semi-opaque yellow  
(+ small amt.  
green & red to make it  
closer to ochre.)

Sales: ① C/W. Club

②

③



Edition 5: "Organic Landscape I"

15.

June 1965.

- Screen 1: Dk. blue (opaque).  
" 2: Dk. grey (opaque) with blue mask.  
" 3: Dull red (mainly orange) opaque + blue mask further developed.  
" 4: Transparent red. (~~opaque~~)  
(~~with~~ ~~mask~~ mask used in 3).  
" 5: opaque yellow (deduced with red & green).  
" 6: pale green opaque.  
(paper mask).

Sold:

Edition 6: "Organic Landscape II"

14.

July-Aug. 1965.

- Screen 1: Yellow all over.  
" 2: ~~So~~ mask used was final blue mask produced at end of edition 5.  
small area white (→ pink)  
3: larger area orange black.  
4: transparent red over all.  
(repeated several times till rich orange & red obtained)  
5. Paper mask used & background neutralised with transparent green (+ small amt. red).

Sold: ① A. Hart.

② D. Brook / Vancouver  
③, ④ ? / ? / ~~Brook~~ / College  
Exhibition



Edition 7: "Reflections"

Feb. 1966.

Screen 1: ~~opaque light green~~ with design in blue mask.

2: Transparent red overall  
2: ~~opaque~~ with paper mask. Observed that utility medium dried fast on the screen & clipped the open areas. (blue showing thru.).

3: This difficulty was used by making the clipped areas the mask for this screen.  
clr - dark red transparent.

Proof

- I.
- II. 2 + 2
- 1.
- 2.
- 3.
- 4.

exhibited Drumoyne, 1966.



Edition 8: "Landscape & Red Sun"

1/5.

Feb. 1966.

Screen 1: Yellow overall.

2: ~~opaque orange~~ - paper masks.

2: Transparent red with streaked blue mask & paper mask

for small area. (lower) to retain as orange).

3: Tinted blue & paper mask.

4: Mask 2 retained & surrounded by mask. 1 transparent brilliant green.

5: transparent dark red - paper mask.



3 mask used orange 2.

Sales: (exhibit) 1. Mrs. Deloymphe, Nov. 66.

2. Heather Balow (Sydney) '67.

- 3
- 4
- 5



Edition 9. "Germinating Seed."

1/5. + 2 Proofs. March, 1966.

Screen 1: ~~Transparent red overall.~~

2: Opaque orange  
Black with small paper mask.

3: Opaque green with  
blue screen - request bottle  
& wash of blue.

4. opaque orange (printed  
with green) with blue-tussock  
mask. - canvass texture.

Sales.

1. Don Aitken June '66
2. N.S.W. Art Gallery, Nov '66
3. Bob Taylor '66
4. Mrs. Deutsche '66
5. A. Hinks.

Proof 1. : B. Fraser (Syd.). '67

exhibited Berrima, 1966.



"Muscular Machine."

Edition 10. "The Spring"

1/6. March 1966.

Screen 1: Transparent black overall  
(⇒ silver gray).

2: Opaque black with  
blue screen.

3: Opaque ~~red~~ dull red with  
blue screen extended from 2.

4: Transparent red with  
same mask as in 3.

5: Flesh pink (opaque)  
with screen from 3  
extended.

6: <sup>Pale</sup> yellow (opaque) with blue  
mask from 5 developed  
further.

- Sales: ① N.S.W. Art Gallery ④  
 ② Roger Clement. Art. ⑤  
 ③ ⑥

exhibited. Drummoyne, 1966. design center  
exhibited Paris 1968. Ed.



Edition 11 "Loz om moit ✓  
/17 "Lie Down"

- Screen 1: Grey-tinted figurative  
opaque black.
- 2: Blank screen: transparent  
red; small areas.
- 3: Blank screen: different small  
areas: transparent blue.
- 4: Overall except for some cut  
out areas & extender splashed  
onto the screen: transp. green.

- Sales:
- ① John Rodhe. (cf. Theatre <sup>1966</sup>  
Centre),  
Among Rats A/67.
  - ② ? - Artist Soc. Annual  
/66.
  - ③ Don Aitken. '66.
  - ④ David Bollen. Syd. '67.

- exhibited Blake, 1966  
Design Centre, Ald.

Edition 12. "Genesis"  
/6.

Screen 1:

- Sales:
1. Mrs. H.A. Ward (gift).
  2. Mr. A. English Jan 67.



Edition 13. "City in Revolt"

17.

Screen 1:

Sales: ① ? - ~~Art~~ Annual Soc. '66.  
(6/7). ② Donated to Y.W.C.A.

Edition 14. "Organism"

17.

May 66.

- Screen 1: Opaque black overall.
- 2: Yellow with negative glue mask (purple outline)
- 3: Gold with mask from 2 developed (sprint bottle + glue wash).

intensity gradually built up over a no. of screens

- 4: transparent red overall. (except for slight blue streaking).

- 5: Transparent green over background area using paper mask. + see the mask from 3.

intensity ditto, with red added to later screens

exhibited Boorowa 1966

Mosman 1966 highly commended - runner up

Boorowa, 1966. Design Centre, Qld.  
Highly Commended Mosman, 1966.



Edition 15.

"Downcast"  
"With my Head in my  
Hands"  
May 1966.

17.

- Screen 1: Black overall.
- 2: Blue - hese screen: broad  
kneeps glueover streaked & spotted  
opaque blue. hese.
- 3: screen from 2 further developed:  
primrose + mid-yellow.
- 4: some of screen from 2 washed  
out: translucent pale gray.  
(99% white: red + green + black).
- 5: transparent magenta (small areas)  
paper mask using the form  
from 4.
- 6: transparent red (small areas):  
paper mask.
- Sales: ① Mrs. N. MacLeod, Syd '67.

exhibited Doranclan (no sales).



"Knight in Red Armour" ✓

Edition 16

June 1966

19. Tusche - blue screen.

- Screen 1: Dark blue - translucent  
screens marked negatively.
- 2: Pale yellow - opaque.
- 3: ~~Opaque pale orange.~~  
screen 2 blocked further.
- \*3: Transparent red (⇒ pink).  
set further.
- 4: Opaque pale orange.  
etc.
- 5: Transparent dark red.  
etc.
- 6: Transparent green  
(small areas).

Sales: ① Mrs. May MacFechan (gift).  
② Heather Barlow. '67.



Edition 17. "Bush Dawn" July '66.  
/10. "Landscape Form"  
Proof A.


Screen 1: Pale yellow with small  
blue with white showing through.  
2:

Sales 1. Roger Mann '67  
2. Heather Barlow '67.

Exhibited  
~~Sent to~~ huddle, 1966

Edition 18. July '66.  
/10. "Obelisk:"

Screen 1: v. pale transparent  
black.

- 
- A diagram on the left side of the page shows seven horizontal bars of varying lengths and colors, representing the layers of a screen. From top to bottom, they are: three short black bars, two medium-length orange bars, one long yellow bar, one long transparent red bar, one long dark blue-green bar, and one long transparent orange bar. An arrow points from the text 'retaining' to the yellow bar. Another arrow points from the text '4' to the dark blue-green bar. A small circle with a question mark is next to the transparent orange bar.
- 2: Reno glue screen (organic form).
  - 3: orange with paper mask retaining,
  - 4: yellow (fairly opaque).  
(right corner for arrow).
  5. transparent red to strengthen  
orange using screen in 3
  6. dark blue green with masks  
4
  7. transparent orange - masks O?!







Edition 19: "Signals" Aug '66  
17.

Design Centre, Ald.

Q

Edition 20 <sup>Aug '66</sup> "~~De Profundis~~"  
12 (1 lost) ("Study in Purple").

Screen 1: magenta opaque.

-  → 2. Transparent blue. ~~Paper mask.~~
-  → 3. Transparent black. " "
-  → 4. Transparent blue " "
-  → 5. Semi-opaque ~~to~~ green black  
- paper mask.

Exhibited Daramalan 1966.  
(no sales).

- ①: <sup>Nov.</sup> exhib 1966 -
- ②: Don Hicken. Dec. 1966.
- ③: Graham Feaks - Paris exhib. 1968.
- ④: Munday. 1968.
- ⑤ Roxby. von Restouch. Dec 68.
- ⑥
- ⑦

12.

Barrington, 1966  
exhibited Paris 1968

~~Vic. Gallery.~~  
~~Fate Adams.~~

Design Centre, Ald.



Edition 21.

#. / 10

"Full Speed"

Oct '66

⑤ Petr Poszar. Cambena.

⑥

⑦

Sales

①. A. Härt. Nov. '66.

② Mrs. A. English. Feb '67.

③ Mrs. Dorota O'Brien (gift) '67

④ Ronsted. C.A.A. raffle. 1969.  
exhibited Paris, 1968. Design Centre, Ald.

"No. 22"

Edition 22.

"Untitled" Oct '66.

16.

Sales ① Mrs. Bridgette Anderson. Act '67.

Design Centre, Ald



Edition 23.

"W.2."

Jan '67.

17.

1. Opaque Blue.  
Screen  $\frac{1}{3}$ : transparent blue  
 $\frac{2}{3}$ : Orange opaque.

2. Trans. red. + linear  
with poster paint.

3. Trans. green in some  
cut-out areas on figure to camel red.

4. Several screens to darker  
blue b'ground consisting  
of ~~trans~~ white, green & ~~red~~ <sup>purple</sup> tints.

Edition 24.

Jan '67.

"Eclipse".



April '67.

"Monument for City Hill"

1. Fairly clear + pale yellow - all over.
- Screen 2: Opaque yellow - slightly ochrey.  
slit shape left from 1.
- 3: Trans green - shape from 2 + circle.
- 4: Opaque blue grey - sky with previous masks retained.
5. White area for plane - paper mask
6. Photo stencil of buildings - pink.
7. Trans. brown red - paper mask over parts of hills. + photo stencil of plane.
8. Trans green - paper mask over parts of the buildings + the top of cloud.
9. Cut paper mask - dk green
- 10 .. .. - dk blue
- 11 .. .. - orange
- 12 the tree - white red
- 13 .. .. - white.

Printing of the hands at the bottom tree at bottom

Design Centre, Qld.

"Roads to the Centre" May '67.

- 1/9. Opaque flesh pink - some areas blocked out with blue.
- 2: Trans. green - some more areas from 1 left open.
- 3: Trans. prussian blue - areas from 2 left open.
- 4: Photo screen of Canberra map enlarged - opaque pink in some areas. (double printed to increase opacity).
5. Trans. red. - some areas from 3 left open.
6. Trans. red. - more areas from 5 left open.
7. Trans. ultra blue - small circular area printed with some of the blue from 6 removed + paper mask to exclude from some areas.

Sales: Adams (Sydney).




"Soft Landing in the Sea  
of Storms"

June 67.


16. v. transp.

Screen: 1. Pale blue overall.

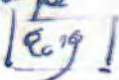
2. Trans. red overall except  
2 areas 


3: Photo screen of thumb & screw.  
Trans. orange.

4: Trans. blue over screw.

5: Opaque mid-yellow. 

6: Trans. red over one area  
of yellow → translucent orange.

7: <sup>Photo screen</sup> "machine" in the rectangle  
- black. 

8. Trans. dk blue  
in shaded area. 

9. Translucent red in area "A".

10. Photo screen of line around  
"A" - transp. black (grey).



11. Photo screen of line around  
"B" in white.

12. Photo screen of unoon  
section masked by  
paper - transl. red.



13. Blank screen with same  
paper mask area. - transp. <sup>dk</sup> green.


1.


exhibited First Council exhibit '67.  
K. Johnston (gift).



"Homage to the Bullet": Paris - Anti 1967.

15.

- Screen 1. 1. Opaque pale blue overall except for final white section.
- Screen 2. 2. Transparent pink in area 2. 
3. ~~Red~~ Red - not transparent in small areas.
4. Yellow in single area.
- Screen 3. 5. Photo screen - face & machine (black).
- 6.





Walter Gollery  
397 Pineapple St  
Dorlinghurst

1/5 "Woman" @ Sept '66  
Cardboard Print.

1/8" thick card cut & torn  
& inked up with yellow  
casein (water soluble) ~~and~~  
paint, then burnt sienna oil  
& printed. sienna mostly  
kept to the ground, & yellow to the  
figure.

Sales: 1. Mrs. F. Lentsch (for Swedish Studies) Nov. '66.

"Animal Forms"

Sept '66

10. aquatint.

- Stage 1. Preliminary drawing etched.
2. ~~Block~~ Soft ground texture.
  3. Broader areas etched.  
(deeply).
  4. Aquatint to deepen the blacks & greys.

~~Plate~~ Filled with black & wiped, rolled over with hard roller & crimson (v. dilute in plate oil).

1. proof Aug. '66. 6 more  
May '67.

Sales: ① B. Fraser.

"Split Image"

Jan. '67.

Lithograph.

- Plate: 1. ~~Blue~~ Ochre yellow - fairly opaque
2. ~~Red~~ Blue (transp.)
  3. Orange

Plate ①. - tusche. with some areas removed with petrol.

- ② - tusche & crayon drawing.
- ③ - fine drawing.



"Dark Image"

Jan '67.

19. Lithograph.

Plate 1: Black crayon drawing  
- linear.

2: Green yellow tusche areas.


3: Pale orange tusche areas.


4: Blue (transparent) - large  
areas in tusche.


"Resting Serendy?"


Feb. 1967.

19. Woodcut / serigraph.

Stage 1. Mask cut out &   
superimposed on old board  
coated with cracked paint  
printed in black litho ink.

2: Second mask cut   
out & printed in  
black litho.

3. Texture ~~crayon~~ /   
blue silk screen  
printed in mid grey (transparent)

4 Cut out screen printed   
in mid grey.

April '67.

"Floating Images"

110. Woodcut.

1. Block of paint cracked wood.  
showing 3 areas  
- printed black




2. 2nd block with

3 areas: ① printed dk green.

② printed dull orange.

③ printed transparent blue.



2nd block prepared by carving  
much ③ away & printing in trans. blue.

NB each image taken by hand rubbing  
the block onto rice paper.

Sales ① Don Pitkin (gift).

"Warrior"

May '67.

15. Lithograph

Single zinc plate printed in black.  
Image prepared by printing cut-out  
onto the plate by silk-screen, gumming  
& washing out <sup>screen ink</sup> with turps. Screen ink  
came off unevenly & with much  
rubbing printed as such with large  
areas of stone. Also, previous drawing  
done with felt pen ("let") came thru!



"Early One morning".

Sept '66

10. Serigraph/Linocut.

1. Whole area of print printed in pale blue. - silk screen.
2.  $\frac{1}{2}$  printed in pale grey - silk screen.
3. This block prepared -  $\frac{1}{2}$  as positive forms to be printed + other  $\frac{1}{2}$  as neg. forms scratched out from the lino.

Circular form printed in red.

4. Whole block printed in black - including overprinting of red circular form.

Sales: (1) B. Stubbard. Nov '66.  
(2) Heather Barlow (gift) '67.

"Mectanaman I". May '67.

Lithograph.

Plate 1. Yellow ochre.

2. Trans. red.

3. Trans. brown + red

(Same plate as used for warrior (plate 1) but with different colour)

4. Trans. Prussian blue.

All 4 plates were overprinting & being used to build up single image.